

MEMO MINDER

Portable Message Recorder / Player

Product Code: EL00041

Introduction

The Memo Minder is a battery or AC powered solid state media player which records your message straight onto the player - no tape required. Your message is recorded onto a circuit board then played when the passive infrared motion detector is triggered.

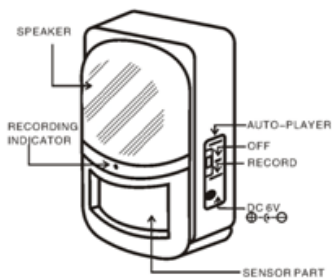
Operation of the alarm

Record mode

1. Move the switch located on the side of the unit to 'RECORD'. When the red LED is lit – the unit is recording.
2. For the best quality playback sound, record your message at a distance of 6" (15cm) from the microphone.
3. The recording time is 1-20 seconds. When the unit is full, the red LED will switch off. The recording can be stopped at any time by returning the slide switch to the 'OFF' position.
4. Any new message recorded will record over previous ones.

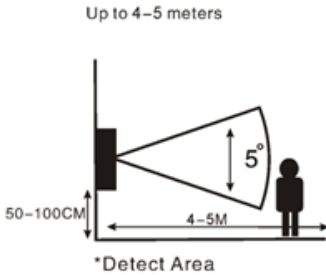
Auto-player mode

1. After you have recorded your message move the switch to 'AUTO PLAYER'.
2. Wait 20 seconds to allow the unit to stabilise. Once stabilised the unit will detect any movement in the detection area and play the recorded message once. Continuous movement once the unit has reset (approx 30 seconds including message) will cause message to trigger again.

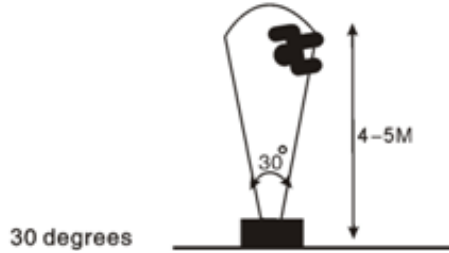


Detection Range

Detection Coverage



Detection Range



Off mode

Recorded message will still be retained even when slide switch is in 'OFF' position.

Battery replacement

1. When the playback sound is weak or the sensor stops detecting motion properly then replace the batteries. The unit operates on 4 x AA batteries.
2. To replace the batteries remove the battery cover and replace the old batteries with new batteries noting the polarity indicated.
3. Replace the battery cover.
4. The recorded message will be lost if batteries are removed for any longer than one minute.

AC Power

Please note: This unit does not come supplied with an AC adaptor. If an AC adaptor is required, please use a DC 6V, 400/500/600mA regulated adaptor.

Care and maintenance

Improper use or man-made damage is not covered under the guarantee.

To clean the unit use a soft cloth slightly dampened with water and wipe dry.

Do not use chemical agents as this may damage and discolour the unit.

Remove batteries before storing the unit over extended periods of time. Batteries corrode over time and may cause permanent damage to the unit.

Note:

Performance may be adversely affected following prolonged exposure to extreme temperatures.

Defender Security Products

Unit 40

Manor Industrial Estate

Flint, Flintshire

CH6 5UY



Defender[®]
SECURITY PRODUCTS
Your Safety is Our Expertise